

Hi-Speed Evolution

new



241.727 Yamaha-Minarelli Ø13

Hi-Speed Evolution

new



241.728 Yamaha-Minarelli Ø16

## SPEED CONTROL/SUPER SPEED/HI-SPEED SPARE PARTS










RICAMBI SPEED CONTROL/SUPER SPEED/HI-SPEED



PART NUMBER	MEASURE	WEIGHT gr.	CODE	MEASURE	CODE	CODE	MEASURE	CODE	CODE	CODE	CODE	CODE	SPRING	SHIMS
241.200	14x14	7,6	241.199											
241.301	16x13	3,6	242.052	25/D1	242.029		13x20x38	935.050						
"		4,9	242.070											
241.310	16x13	4,4	242.050	10/D6	242.029		12x37,5		242.042					
"	16x13	5,6	242.068											
241.320	16x13	5,6	242.068											
"	16x13	4,9	242.070											
241.340	16x13	6,3	242.066											
"	16x13	6,9	242.065											
241.350 ▲	16x13	5,6	242.068											
"	16x13	6,9	242.065											
241.360.1 ▲	16x13	3,6	242.052	25/D1	242.029		13x20x38	935.050						
"	16x13	4,9	242.070											
241.360.2 ▲	16x13	3,6	242.052	25/D1	242.029		13x20x38	935.050						
"	16x13	4,9	242.070											
241.361	16x13	6,3	242.066	25/D1	242.029		13x20x38	935.050						
"	16x13	4,9	242.070											
241.363	19x15,5	6,8	242.079	31/B	242.029		16x20x41,5							
241.365 ▲	19x15,5	3,2	242.086	31B/05	242.029		16x20x43,5		244.012	246.031	323.0010			
"	19x15,5	4	242.084				13x20x43,5							
241.366 ▲	19x15,5	3,2	242.086	31B/05	242.029		16x20x43,5		244.012	246.031	323.0010			
"	19x15,5	4	242.084	31/B D1			13x20x43,5							
241.390 ▲	16x13	6,9	242.065											
"	16x13	4,4	242.050											
241.400	16x13	6,9	242.065	25/D4	242.029		16x20x37							
"	16x13	4,9	242.070											
241.400.1 ▲	16x13	3,6	242.052	25/D4	242.029		16x20x37							
"	16x13	5,6	242.068											
241.420 ▲	16x13	7,7	242.064											
"	16x13	5,6	242.068											
241.440 ▲	16x13	5,6	242.068											
"	16x13	4,4	242.050											
241.450 ▲	16x13	6,9	242.065	25/01	242.029		12x20x38	935.054						
"	16x13	5,6	242.068											
241.460	16x13	5,6	242.068	25/D6	242.029		14,8x20x37							
"	16x13	4,4	242.050											
241.460.1 ▲	16x13	3	242.056	25/D6	242.029		14,8x20x37							
"	16x13	4,9	242.070											
241.460.2 ▲	16x13	3	242.056	25/D6	242.029		14,8x20x37							
"	16x13	4,9	242.070											

▲ : out of stock - esaurito

**SPEED CONTROL/SUPER SPEED/HI-SPEED SPARE PARTS**
**RICAMBI SPEED CONTROL/SUPER SPEED/HI-SPEED**


PART NUMBER	MEASURE	WEIGHT gr.	CODE												
				MEASURE	CODE	CODE	MEASURE	CODE	CODE	CODE	CODE	CODE	CODE	SPRING	SHIMS
241.470	16x13	6,9	242.065			242.029									
"	16x13	7,7	242.064												
241.480	16x13	5,6	242.068	25/04		242.029	14x20x36,5								
"	16x13	6,9	242.065												
241.490	16x13	7,7	242.064	25/04		242.029	14x20x36,5								
"	16x13	5,6	242.068												
241.500 ▲	16x13	8,4	242.063			242.029									
"	16x13	6,9	242.065												
241.510	16x13	7,7	242.064	25/01		242.029	12x20x38	935.054							
"	16x13	8,4	242.063												
241.510.1	16x13	10	242.062	25/01		242.029	12x20x38	935.054							
"	16x13	7,7	242.064												
241.510.2	16x13	10	242.062	25/01		242.029	12x20x38	935.054							
"	16x13	7,7	242.064												
241.520	16x13	7,7	242.064	25/04		242.029	14x20x36,5								
"	16x13	6,3	242.066												
241.530 ▲	16x13	6,9	242.065			242.029									
"	16x13	4,9	242.070												
241.544 ▲	19x15,5	3,2	242.086	31/D6		242.029	14,8x20x50		244.111	246.030					
"	19x15,5	3,6	242.085	31/05			16x20x52								
241.545 ▲	19x15,5	3,2	242.086	31B/05		242.029	16x20x45		244.111	246.030	323.0010				
"	19x15,5	3,6	242.085												
241.550	16x13	5,6	242.068	25/D4		242.029	16x20x38								
"	16x13	4,4	242.050												
241.561	19x15,5	8,1	242.078	31/D6		242.029	14,8x20x50								
241.561.1 ▲	19x15,5	8,1	242.078	31/D6		242.029	14,8x20x50								
241.561.2 ▲	19x15,5	8,1	242.078	31/D6		242.029	14,8x20x50								
241.570	16x13	7,7	242.064			242.029	16x20x38								
"	16x13	5,6	242.068												
241.580	16x13	7,7	242.064	25/01		242.029	12x20x37								
"	16x13	8,4	242.063												
241.590	16x13	8,4	242.063	25/04		242.029	14x20x36,5								
"	16x13	6,9	242.065												
241.600 ▲	20x17	9	242.172			242.034	17x27x48,5					242.036			
241.601	20x17	9,5	242.171	30/D1		242.034	16x27x48					242.036	246.043		
241.602	20x12	11	242.293				19x27x60,5					242.036	246.043		
241.603 ▲	19x13,5	10,5	242.162			242.038	14,8x22x43,5								
241.604	23x18	14,8-22	242.146				17x27x62,2					242.036			
241.605	23x18	16	242.143			242.035	17x27x62,2					242.036	246.043		
241.606 ▲	23x18	12,4	242.148				17x27x62,2					242.036	246.043		
241.607 ▲	20x17	9	242.172			242.034	17x27x48,5								
241.608	20x17	15,7	242.167	30/C3		242.034	17x27x50,3					242.036	246.043		
241.609 ▲	20x17	11,8	242.290	30/D3		242.034	17x27x47,8					242.036	246.043		
"	20x17	14,7	242.166												
241.610 ▲	23x18	14,8	242.144	34/D2		242.035	19,8x27x61,5					242.036			
241.611	26,1x12,8	14,6	242.202				21,8x31x61,8					242.037			
241.612 ▲	20x17	11	242.291			242.034	15x27x48					242.036			
241.613	19x15,5	5,3	242.088	31/D6		242.029	14,8x20x48,8								
241.614	15x12	7,4-8,8	242.136			246.035	16x22x40,8					242.043			
241.615 ▲	19x13,5	10,8-11,8	242.163			242.038									
241.616	28x20	26,8	242.230				25,85x35x72					242.041			
241.618 ▲	25x15	15	242.220			246.040	25x35x72					242.041			
241.619	20x17	9	242.172	30/C2		242.034	15x27x50					242.036	246.043		

▲ : out of stock - esaurito

## SPEED CONTROL/SUPER SPEED/HI-SPEED SPARE PARTS

## RICAMBI SPEED CONTROL/SUPER SPEED/HI-SPEED



PART NUMBER	MEASURE WEIGHT gr. CODE			MEASURE CODE		CODE	MEASURE CODE		CODE	CODE	CODE	CODE	SPRING	SHIMS
	MEASURE	WEIGHT gr.	CODE	MEASURE	CODE		MEASURE	CODE						
"	20x17	13,2	242.165											
241.620 ▲	20x17	10,4	242.170			242.034								
241.621 ▲	20x17	14,7-13,2		30/D3		242.034	17x27x47,8					242.036		
241.622	16x13	6,3	242.066	25/D6		242.029								
"				25/D1										
241.623	16x13	7,7	242.064			242.029								
241.624 ▲	19x17	7,2	242.093			242.034	17x27x49					242.036		
241.625 ▲	16x13	5,6	242.068	25/01		242.029	12x20x38,5							
"	16x13	4,9	242.070											
241.626	16x13	5,6	242.068	25/04		242.029	14x20x36,5							
"	16x13	6,9	242.065											
241.627 ▲	25x21,8	24,1	242.212			246.038	22x31x62,5					242.037		
241.628 ▲	20x12	11	242.293				19x27x60,5					242.036		
241.630 ▲	25x15	14,1	242.221				25x35x72					242.041		
"	25x15	16,2	242.222											
241.631	25x15	12	242.224				25x35x72					242.041		
241.632	16x13	4,9	242.070	25/01		242.029	12x20x38,5							
"	16x13	5,6	242.068											
241.632.1	16x13	4,9	242.070	25/01		242.029	12x20x38,5							
"	16x13	5,6	242.068											
241.633 ▲	23x18	22,2	242.142			246.036	19x27x63,5					242.036		
241.634 ▲	16x13	3,2	242.054	25/01			12x20x37							
"	16x13	3	242.056											
241.635 ▲	23x18	22,2	242.142			246.036	17x27x64,5					242.036		
241.636	25x17	14	242.280				22x31x62,5					242.037		
241.637	27,6x21,5	20,5	242.270				22x31x63,5					242.037		
241.638	19x17	7,2	242.093	30/D1		242.034	16x27x48,5					242.036	246.043	
241.639	19x10	3	242.263	9/31/D6		242.029	14,8x20x50							
"	19x10	4,5	242.267											
241.639.1 ▲	19x10	3	242.263	9/31/D6		242.029	14,8x20x50							
"	19x10	4,5	242.267											
241.640 ▲	16x10	3	242.252	9/25/D1		242.029	13x20x38	935.050						
"	16x10	4	242.254											
241.640.1 ▲	16x10	3	242.252	9/25/D1		242.029	13x20x38	935.050	244.010					
"	16x10	4	242.254											
241.641 ▲	16x10	3	242.252	9/25/D1		242.029	13x20x38	935.050						
"	16x10	4	242.254											
241.641.1	16x10	3	242.252	9/25/D1		242.029	13x20x38	935.050	244.010					
"	16x10	4	242.254											
241.642 ▲	19x10	2,1	242.260	9/31/D6		242.029	14,8x20x50		244.110	246.030	323.0010			
"	19x10	2,5	242.262	9/31/05			16x20x52							
241.643 ▲	19x10	2,1	242.260	9/31/D1		242.029	13x20x43,5		244.012	246.031	323.0010			
"	19x10	2,5	242.262	9/31/05			16x20x50							
241.644 ▲	20x17	10,4	242.170	30/C2		242.034	15x27x49					242.036		
241.645	20x17	11,8	242.290	30/D3		242.034	17x27x46,5					242.036	246.043	
241.646	19x17	6	242.094	30/D1		242.034	16x27x49,5					242.036	246.043	
"	19x17	8,2	242.092											
"	19x17	10	242.091											
241.647	16x13	6,9	242.065	25/04		242.029	14x20x39							
241.648 ▲	16x10	3	242.252	9/25/D1		242.029	13x20x38	935.050						
"	16x10	3,5	242.253											
241.649	20x12	11	242.293				19x27x60,5					242.036	246.043	
241.650	23x18	13	242.149				22x31x66,9		244.121			242.037	246.044	

▲ : out of stock - esaurito

### SPEED CONTROL/SUPER SPEED/HI-SPEED SPARE PARTS

#### RICAMBI SPEED CONTROL/SUPER SPEED/HI-SPEED















PART NUMBER	MEASURE	WEIGHT gr.	CODE	Image 1		Image 2		Image 3		Image 4		Image 5		Image 6	
				MEASURE	CODE	CODE	MEASURE	CODE	CODE	CODE	CODE	CODE	SPRING	SHIMS	
241.651	26,1x12,8	11	242.205												
241.652 ▲	25x11	7,5	242.319			242.045	25x35x72,2								
241.653	19x17	8,4	242.092	30/C4		242.034	19x27x53							242.036	
241.654 ▲	28x20	15,5	242.236				25,85x35x72							242.041	
241.655	16x13	8,4	242.063			242.029	16x20x39								
"	16x13	7,7	242.064												
241.656	20x17	13,2	242.165			242.034								242.036	
241.657	25x21,8	16,3	242.215			246.038	17x31x62,2								
241.658	16x13	4,9	242.070	25/06		242.029	13x20x37,5								
241.659	20x17	13,2	242.165			242.034								242.036	246.043
"	20x17	14,7	242.166												
241.660 ▲	20x17	11,8	242.290			242.034	17x27x52							242.036	
241.661	23x18	14,8	242.144				17x27x62,2							242.036	
241.662 ▲	16x13	6,3	242.066	25/04		242.029									
241.663	25x19	15,5	242.361				25x40x75,7							246.052	246.051
241.664	20x12	7,5	242.371			242.034	15x27x50							242.036	246.043
241.665	20x12	9,2	242.375			242.034	17x27x46,5							242.036	246.043
241.666 ▲	19x12	7,6	242.322			242.034	17x27x47,5							242.036	246.043
"	19x12	5,5	242.324												
241.667	23x18	14,8	242.144			246.041	19x27x64,5							242.036	246.043
241.668 ▲	25x11	8,3	242.310			242.045	25x35x72,2								
"	25x11	7,5	242.319												
241.670	16x13	6,9	242.065	25/D1		242.029	13x20x37,5	935.050							
241.670.1	16x13	5,6	242.068	25/D1		242.029	13x20x37,5	935.050							
"	16x13	6,9	242.065												
241.670.2	16x13	5,6	242.068	25/D1		242.029	13x20x37,5	935.050							
"	16x13	6,9	242.065												
241.671	16x13	6,9	242.065	25/D1		242.029	13x20x37,5								
241.672	19x15,5	6,3	242.081	31/D6		242.029	14,8x20x50								
241.672.1	19x15,5	5	242.082	31/D6		242.029	14,8x20x50								
"	19x15,5	6,3	242.081												
241.672.2	19x15,5	5	242.082	31/D6		242.029	14,8x20x50								
"	19x15,5	6,3	242.081												
241.674	19x15,5	4,7	242.334	31/D6		242.029	14,8x20x49,4								
241.675	16x13	6,9	242.065	25/D1		242.029	13x20x38	935.050							
241.676	16x13	7,7	242.064			242.029	16x20x39								
241.680 ▲	19x10	2,1	242.260	9/31/D6		242.029	14,8x20x50		244.110	246.030				246.042	246.049
"	19x10	2,5	242.262												
241.681 ▲	19x10	2,1	242.260	9/31/05		242.029	16x20x50		244.110	246.030				246.042	246.049
"	19x10	2,5	242.262												
241.682 ▲	19x10	2,1	242.260	9/31/D1		242.029	13x20x42		244.012	246.031	323.0010			246.042	246.048
"	19x10	2,5	242.262												
241.683 ▲	19x10	2,1	242.260	9/31/05		242.029	16x20x49		244.012	246.031	323.0010			246.042	246.048
"	19x10	2,5	242.262												
241.684 ▲	25x11	7,5	242.319		952.048	242.046	25x40x72,2		244.122						
"	25x11	8,3	242.310												
241.685 ▲	25x11	7,5	242.319		952.048	242.046	25x40x72,2								
"	25x11	8,3	242.310												
241.686	20x17	10,4	242.170	30/D4		242.034	19,8x27x50,5							242.036	246.043
241.687	16x13	6,9	242.065	25/04		242.029	14x20x39								
241.688	20x17	9	242.172	30/D1		242.034	16x27x48							242.036	246.043
241.689 ▲	19x17	9,3		30/C1		242.034	15x27x48								
241.690	19x17	9,3		30/C1		242.034	15x27x48							242.036	246.043

▲ : out of stock - esaurito



**SPEED CONTROL/SUPER SPEED/HI-SPEED SPARE PARTS**

**RICAMBI SPEED CONTROL/SUPER SPEED/HI-SPEED**

														
	PART NUMBER	MEASURE	WEIGHT gr.	CODE	MEASURE	CODE	MEASURE	CODE	CODE	CODE	CODE	CODE	SPRING	SHIMS
<b>NEW</b>	241.726	19x15,5	3,8	242.333	31/H05	242.053	16x22x50							246.049
	"	19x15,5	4,3	242.083										
<b>NEW</b>	241.727	19x15,5	3,2	242.086	31/H06	242.053	13x22x49				323.0010			246.048
	"	19x15,5	3,8	242.333										
<b>NEW</b>	241.728	19x15,5	3,2	242.086	31/H05	242.053	16x22x49				323.0010			246.048
	"	19x15,5	3,8	242.333										

**T-MAX VARIATOR FILTERS**

**FILTRI VARIATORE T-MAX**



**203.0149** T-Max 500  
Variator filter - *Filtro variatore*



**203.0161** T-Max 530  
Variator filter - *Filtro variatore*



**203.0154** T-Max 500-530 variator cooling filter  
*Raffreddamento variatore T-Max 500-530*

**TUNING PARTS FOR HONDA-PEUGEOT**

**MODIFICA VARIATORE HONDA-PEUGEOT**



**202.1690**



**242.030** gr. 20

Special grease resistant to high temperatures; lithium and molybdenum disulphide addicted. It is specific for CVT variator. Solid lubricant able to firmly stick to lubricated surfaces and fill the microscopic holes.

*Grasso speciale per alte temperature; addizionato di litio e bisolfuro di molibdeno. Specifico per variatori CVT. Lubrificante solido in grado di ancorarsi saldamente alle superfici lubrificate e riempire le cavità microscopiche.*